

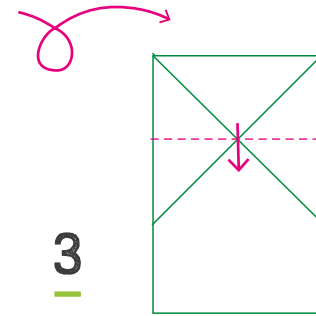
Frog-igami



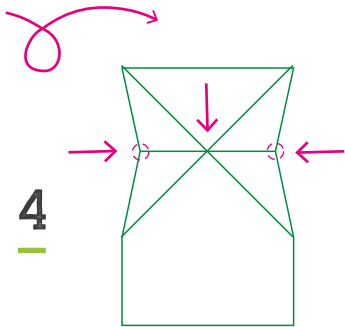
1
Start with a rectangle piece of paper 2:3



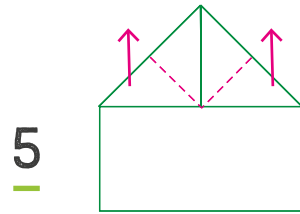
2
Fold and unfold the top corners diagonally



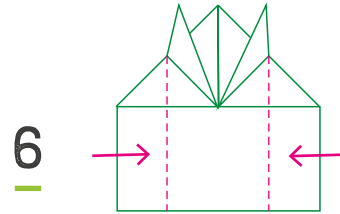
3
Turn over. Fold and unfold through the crossing diagonals



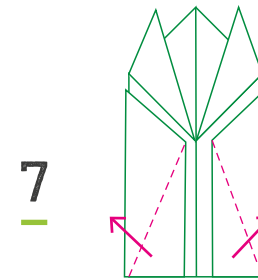
4
Turn over. Fold the midpoints inwards to make a top point then fold the point down



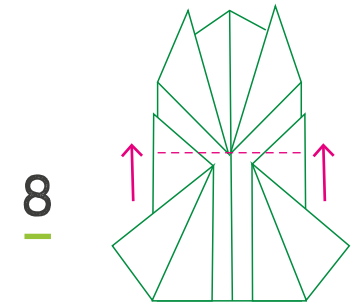
5
Fold up the top two corners so they point out



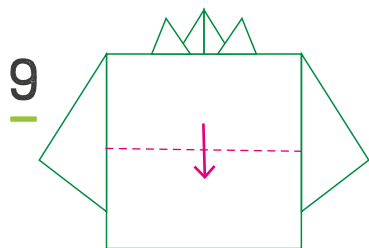
6
Fold the sides to the centre



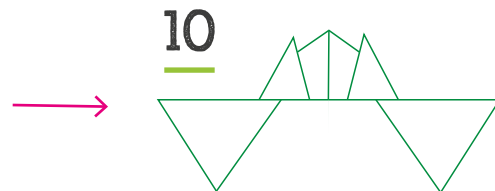
7
Fold the inside bottom corners so they point out, these are your frog legs



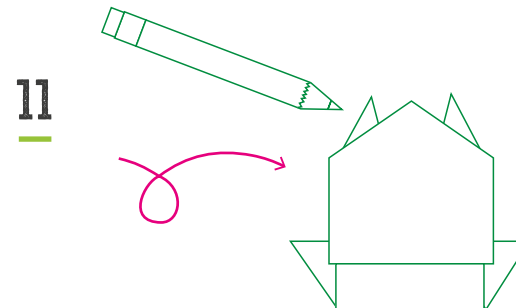
8
Fold in half the bottom to the top



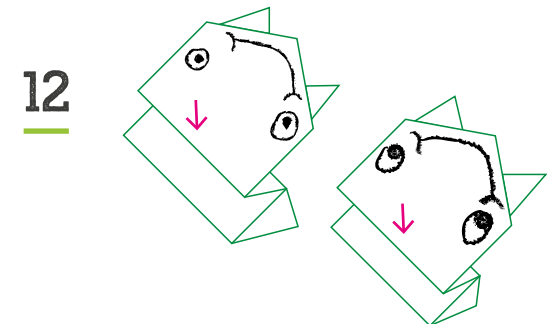
9
Fold back on itself the top to the bottom



10
So it looks like this



11
Turn over and your frog is done. Remember to give it a face and a name!



12
Race your frogs by pressing down on the bottom of the top layer